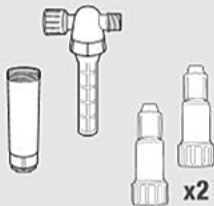


Conversion Kit Installation

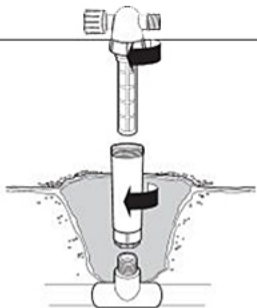


1 Install Conversion Kit

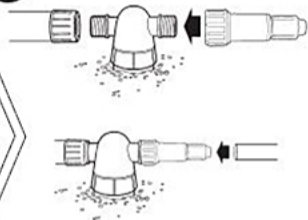


Keep soil out of riser.

2



3



1. Identify sprayhead to use as water supply.

2. Remove pop-up sprayhead

3. Remove filter and adaptor top from canister.

4. Screw canister onto riser pipe.

5. Flush system before adding filter and adaptor top.

6. Reassemble filter and adaptor assembly.

7. Replace soil.

8. Connect 16, 17 or 18mm tubing.

9. Cap-off any unused adaptor outlet.



Irrigation Depot